

HOW TO FILL THE APPLICATION FORM

(Please refer Advertisement, Instructions and Frequently Asked Questions (FAQs) before filling Application Form)

Procedure for Submitting Online Applications through Punjab Police Recruitment Portal: <https://iur.ls/punjabpolice recruitment2021>. A link to the above mentioned recruitment portal shall also be made available on the official Punjab Police website <http://www.punjabpolice.gov.in/> (Ref Image: 1.1)

1. Applications can be submitted only through Online mode.
2. Applications can be submitted through Punjab Police Recruitment Portal for which candidate must have stable internet connection with online fee payment facility (Internet Banking / Debit Card / Credit Card)
3. Submission of manual/paper application form shall not be accepted.
4. Registration and application form shall be filled in English language only.
5. Candidates must ensure the following information is readily available with them prior to filling up the on-line application form, as per published advertisement:
 - 5.1 Personal details (Candidate Name, Father's Name, Mother's Name, DOB).
 - 5.2. Government approved valid Identity proof (Voter ID, Passport, Driving License, Pan Card, Aadhar Card).
 - 5.3. Active Email ID.
 - 5.4. Active Mobile number for receiving SMSs/OTPs.
 - 5.5. Educational qualification details with percentage/CGPA/Grade obtained.
 - 5.6. A coloured photograph (Passport size) with white background (4.5 cm length x 3.5 cm width). (**Refer below document for more details**)

GUIDELINES FOR UPLOAD PHOTOGRAPH ON APPLICATION FORM

6. Candidate can take the printout of the Registration Form/ Application Form/ Payment slip after the completion of the process.
7. Candidates must note that the Payment is acceptable only through the online mode. (Internet Banking/Debit Card /Credit Card)
8. **The candidates are advised to read the instructions carefully & then fill the form. The Application Form can be filled in multiple sittings and the same can also be edited before the final submission. Once the final submission of the Application Form has been completed, any amendment in the Application Form shall not be permitted, and the candidate shall be solely liable in case any discrepancy arises. In case the candidate realises that He/ She has filled up the form erroneously, He/ She should fill up a fresh Online Application Form along with requisite fee before the Application closing date. Kindly note the Application Fee paid earlier shall not be adjusted against previously filled in Application Form(s).**
9. In case of multiple Application Form submission by the same candidate, only the latest Application Form with the latest Application number will be considered by the Recruitment Board.
10. The applicants must be aware about their cadre preference i.e. 'District Police Cadre' and 'Armed Police Cadre' prior to final submission of his/her application form. In case the candidate selects only one cadre, He/ She shall only be considered against the cadre applied for at the time of submission of Application Form and not against the cadre for which He/ She has not applied.
11. In case the candidate has to change the preference of cadres or has to edit the details in the previously submitted Application Form, the candidate shall have to re-register; using a different mobile number or e-mail ID and then fill the form again and pay the requisite fee, followed by submission of the Application Form. Candidate must note that only the newly generated Application number shall be considered and the previously submitted Application Forms shall not be considered.

A. While applying for the post of Constable in Punjab Police, the candidates shall have to undergo the following steps:

1. Registration
2. Application Form filling
3. Payment

1. How to Register

Following steps shall be followed to complete the registration process: -

- a. Candidate shall have to visit the Recruitment Portal for submission of Online Application and for recruitment related information <https://iur.ls/punjabpolice Recruitment2021> (hereinafter referred to as the Recruitment portal), a link to the above mentioned recruitment portal shall also be made available on the official website of Punjab Police www.punjabpolice.gov.in (Ref Image : 1.1)



(Ref Image: -1.1)

b. After clicking on the above-mentioned URL, the candidate will be directed to the next page. (Ref. image 1.2). After reading the published notification, candidate may proceed for registration process by clicking on the Register button on the top right-hand side corner of the notification page. (Registration is a onetime activity). (Ref image: - 1.2)

Constable in District Police and Armed Police, Cadres of Punjab Police 2021

GENERAL LINKS / ਆਮ ਲਿੰਕ

- Advertisement / ਇਸ਼ਤਿਹਾਰ | [Click here/ ਇੱਥੇ ਕਲਿੱਕ ਕਰੋ](#)
- Frequently Asked Questions(FAQs) / ਅਕਸਰ ਪੁੱਛੇ ਜਾਣ ਵਾਲੇ ਪ੍ਰਸ਼ਨ (ਐਫ਼.ਏ.ਕਿਯੂ) | [Click here/ ਇੱਥੇ ਕਲਿੱਕ ਕਰੋ](#)
- General Instructions / ਆਮ ਨਿਰਦੇਸ਼ | [Click here/ ਇੱਥੇ ਕਲਿੱਕ ਕਰੋ](#)
- How to Fill Application Form / ਐਪਲੀਕੇਸ਼ਨ ਫਾਰਮ ਕਿਵੇਂ ਭਰੋ | [Click here/ ਇੱਥੇ ਕਲਿੱਕ ਕਰੋ](#) | [Click here for Video Link](#)
- Already Registered? To Login / ਪਹਿਲਾਂ ਤੋਂ ਰਜਿਸਟਰਡ ਹੈ? ਲਾੱਗਇਨ ਕਰਨ ਲਈ | [Click here/ ਇੱਥੇ ਕਲਿੱਕ ਕਰੋ](#)
- To Register / ਰਜਿਸਟਰ ਕਰਨ ਲਈ** | [Click here/ ਇੱਥੇ ਕਲਿੱਕ ਕਰੋ](#)

KEY DATES/ ਪ੍ਰਮੁੱਖ ਮਿਤੀਆਂ

HELPDESK / ਸਹਾਇਤਾ

(Ref Image: - 1.2)

c. A dialog box shall appear as 'Instructions' stating the note of compatible version/browser to fill the form and about mandatory fields. Candidates are required to click on close button after reading through the instructions. (Ref Image: - 1.3)

Instructions

Note:
Kindly use Google Chrome (version 59 and above) or Mozilla Firefox (version 56 and above) or Edge Chromium browser to fill in the Checklist.

The Checklist is compatible with Android (version 4.0 and above) and iOS (version 9 and above)

Fields marked with * are mandatory.

Close

(Ref Image: - 1.3)

d. After closing above, a 'Privacy Notice' will be displayed on the screen to inform the candidate regarding the personal details being captured in the Application Form and reasons for the same. The Candidates are required to click on 'CLOSE' button to register himself/ herself. (Ref. Image: - 1.4)

Privacy Notice Published on : 2018-05-28 Version : 1.00

We respect your privacy and shall only collect and use as much personal information from you as is required to administer your account and provide the products and services you have requested from us. If we should require additional information from you, we shall collect and use the same only after getting your explicit consent. Please find the list of personal data we collect and the purposes thereof.

Personal Data	Purpose
Applicant Name	This data will be used for official communication
Applicant Date of Birth	This data will be used for official communication
Mobile No	This data will be used to share official communication through call or SMS
Email id	This data will be used to share official communication through email

[Close](#)

(Ref Image: - 1.4)

e. Following this, the 'Registration Form' will appear and candidates shall be required to fill in the required details in the 'Candidate Registration' page, such as Candidate Name, Date of Birth, Gender, Email and Mobile Number. (Ref. Image: - 1.5)

Already Registered? [LOGIN HERE](#)

REGISTRATION FORM FOR PUNJAB POLICE RECRUITMENT EXAM 2021

Register to get User ID and Password

Note: The details below should be entered as it appears in the Matriculate Certificate (Class 10th Certificate) OR Equivalent certificate awarded to you. Ensure to carry the ID Proof at the Examination center having the same as stated below. In no case variation in Spelling, first name or Surname will be allowed to appear.

Candidate First Name : * Candidate Middle Name : Candidate Last Name : *

Note: Please enter your name strictly as per your certificate/marksheet of Matriculation/10th/SSC without any salutation(Dr. Mr., Ms., Mrs., Shri, Smt., Prof. etc.).

Have you ever changed your name? * Yes No Date of Birth (DD-MM-YYYY): *

Note: Please enter your D.O.B strictly as per your Matriculation/10th certificate/SSC.

(Ref Image:- 1.5)

f. Candidates must fill the requisite details carefully as these details cannot be edited/changed once candidate has registered himself/ herself. After filling the details click on the '**GENERATE OTP**' button (Ref. Image: -1.6)

Already Registered? [LOGIN HERE](#)

Gender*
 Male Female

Mobile No.*
Mobile No

Confirm Mobile No.*
Confirm Mobile No

Email ID*
Email ID

Confirm Email ID*
Confirm Email ID

Note: Please enter your active Mobile No. and Email ID. Candidate should hold the same mobile number during the entire process of this recruitment.

GENERATE OTP

Declaration

I hereby declare that the above information is true to the best of my knowledge. I am aware that Punjab Police will be sending important information on my registered details. I agree that I have referred the advertisement and ensured my eligibility before applying. Also, I agree that I have read and understood all the instructions specified in the advertisement and agree to abide by the same.

8 6 6 1 5 r 7

(Ref Image: - 1.6)

g. After filling the information, click on '**GENERATE OTP**' button. A **Captcha box**, which is special set of characters, will be displayed on the screen. You will need to retype the characters in the box provided. This is a security feature designed to ensure that a human is entering the details and not a computer-generated program. In case if you have trouble in reading the characters, click on sign (Get a new image) beside Captcha Box to refresh the letters. (Ref. Image: - 1.6)

h. Following this, OTP will be received on applicants registered mobile number and Email ID, and candidates will be required to fill the received OTP, in required box and click on the button '**VALIDATE OTP**'. After successful validation of OTP, candidate will be required to agree with the declaration shown on screen by clicking on button '**I Agree**' on the left hand side corner of the screen and also to fill Captcha characters in the box provided on the right side of the corner and thereafter click on '**SUBMIT**' button (Ref. Image: - 1.7)

Note: Please enter your active Mobile No. and Email ID. Candidate should hold the same mobile number during the entire process of this recruitment. / बिरुदा नकरे वापरत
/ नोट: पंजाब पुलिस भेजणेतल नंबर अउ ईमेल आणवळी दिव. सुभोदवार के एम करतले दो सतले भुविनिवा देतल एवम भेजणेतल नंबर के वापरत वेळ केंबटा जावतल हे.

Declaration

I hereby declare that the above information is true to the best of my knowledge. I am aware that Punjab Police will be sending important information on my registered details. I agree that I have referred the advertisement and ensured my eligibility before applying. Also, I agree that I have read and understood all the instructions specified in the advertisement and agree to abide by the same.

I Agree

3 x e 1 5 j y

3xe15jy

Note: Captcha is case insensitive.

SUBMIT/ भेजें

(Ref. Image: - 1.7)

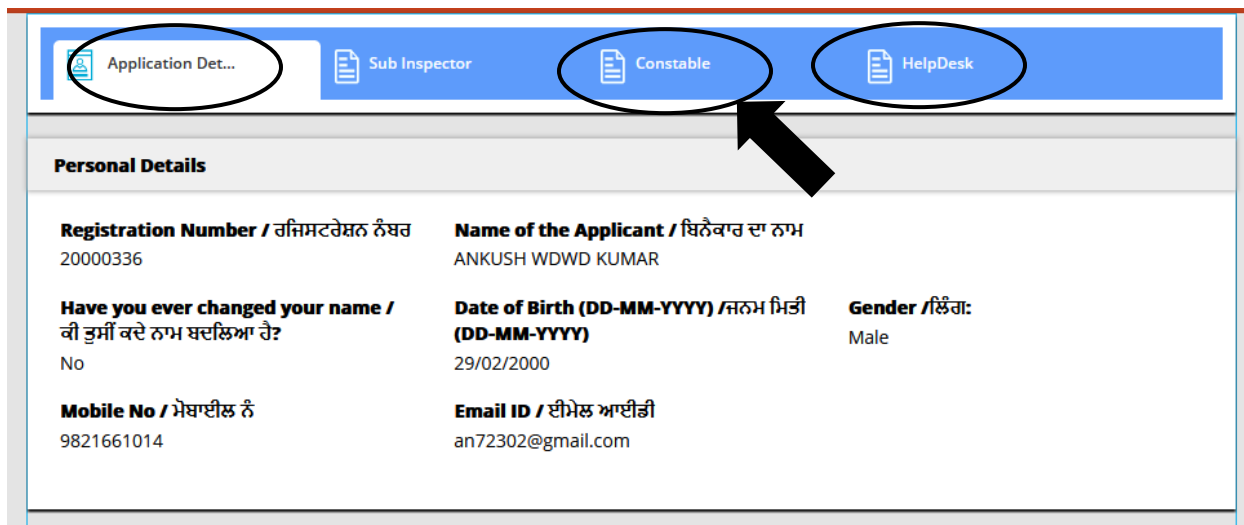
i. Thereafter, an alert about the modification of information submitted by candidate will be shown on the screen. Click on '**OK**', if you have verified the information to be correct and click '**Close**' if you want to review again and then Submit.

j. After clicking on '**OK**' button, a privacy notice will be displayed on the screen which will show purpose of your personal data sought. Candidates are required to click on '**I Agree**' button after reading it.

K. Thereafter, a note regarding candidate's successful registration showing registration number will be displayed on screen and Candidate may note down the given details such as Registration ID.

I. Within minutes of successful submission of the Registration Form, you will receive a User ID and Password on the registered email ID to confirm registration. Ensure that you check your mailbox immediately and ensure that the mail is not considered as spam mail. You will also receive the User ID and Password as an SMS* on the registered mobile number. Using these credentials, you may proceed to complete your application. (***Please note SMS will not be sent to international numbers**).

m. Thereafter a box containing Registration number, along with candidate's personal details, will also be visible on the screen. In this box three option will be displayed on the top i.e1. **Applicant details**, 2. **Constable** 3. **Helpdesk**. Now candidates need to click on the second option '**Constable**' to fill their Application Form. (Ref. Image: - 1.8)



The screenshot shows a web interface with a blue header bar containing three navigation options: 'Application Det...', 'Sub Inspector', and 'Constable'. The 'Constable' option is circled in black and has a black arrow pointing to it. Below the header is a section titled 'Personal Details' containing the following information:

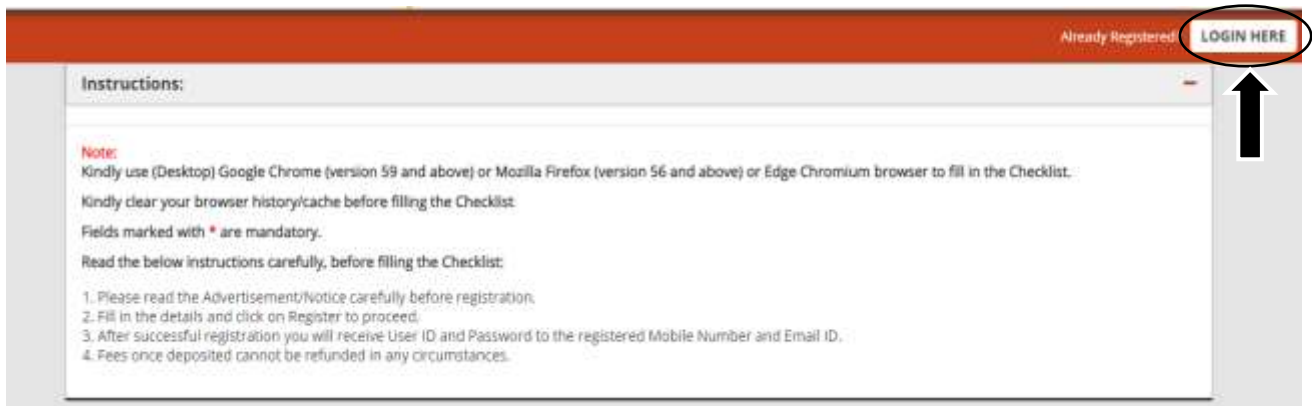
Registration Number / ਰਜਿਸਟਰੇਸ਼ਨ ਨੰਬਰ 20000336	Name of the Applicant / ਬਿਨੈਕਾਰ ਦਾ ਨਾਮ ANKUSH WDWD KUMAR	
Have you ever changed your name / ਕੀ ਤੁਸੀਂ ਕਦੇ ਨਾਮ ਬਦਲਿਆ ਹੈ? No	Date of Birth (DD-MM-YYYY) / ਜਨਮ ਮਿਤੀ (DD-MM-YYYY) 29/02/2000	Gender / ਲਿੰਗ: Male
Mobile No / ਮੋਬਾਈਲ ਨੰ 9821661014	Email ID / ਈਮੇਲ ਆਈਡੀ an72302@gmail.com	

(Ref. Image: - 1.8)

Note: - The candidates can also use the same Registration ID to apply for different posts of Punjab Police, other than post of Constable. However, if you want to apply again for the same Post because you made errors in filling your first application, you will have to use a different e-mail Id or a different mobile number for the fresh registration.

2.How to fill Application Form

- a) Note: - If a registered candidate does not want to complete filling details in the Application Form in single sitting, then the candidate can click on '**LOGOUT**' button on the right-side corner on screen. He/ She may visit the Recruitment Portal for submission of Online Application Form later, using URL <https://iur.ls/punjabpolice recruitment2021> which is also available on Punjab Police website. Then candidate needs to click on the '**Login Here**' button (Ref image 2.1) at the top right corner of the page and fill his/her user id & password to fill Application Form. (Ref. Image :2.2)

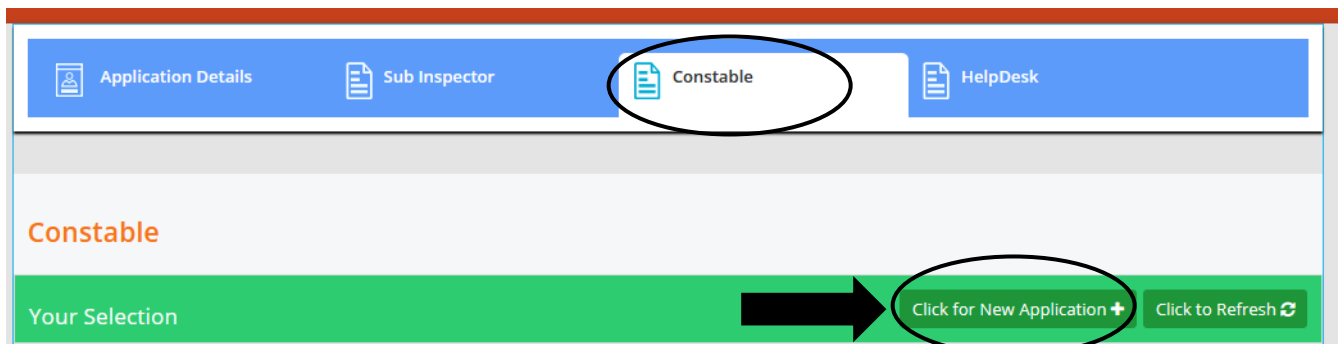


(Ref image 2.1)



(Ref. Image: - 2.2)

- b) Candidate needs to select on 'Constable' tab and further click on 'New Application' to fill his/her application form and the candidate will be automatically directed to fill the Application Form page (Ref. Image: - 2.3)



(Ref. Image: - 2.3)

c) There are three tabs on the top of the application window: –

- Personal Details** (Fill up all the required information such as Nationality, Identity Proofs, Parents Details, Address Details or Any Other Details as required)
- Qualification Details.**
- Documents to be uploaded.**

(Ref Image: - 2.4)



(Ref. Image: - 2.4)

i) PERSONAL DETAILS

a. Candidate must fill the personal details (Ref. Image: -2.4)

b. After filling personal details candidate will click on 'SAVE & NEXT' button, which will direct the candidate to the next page i.e. 'QUALIFICATION DETAILS'.

ii) QUALIFICATION DETAILS

a. The candidate will be required to fill in the details of their qualifications. (Ref. Image: -2.5)



(Ref. Image: - 2.5)

12. The candidate also needs to fill his/her cadre preferences as per his/ her choice. It is reiterated that if the candidate selects only one cadre, He/ She shall only be considered against the cadre applied for at the time of submission of Application Form and not against the cadre for which He/ She has not applied. Please note that the candidate who is applying for the District Police Cadre, shall be required to fill in 15 district preferences as mandatory. (Ref image 2.6)

Cadre Preferences

Cadre Preference 1 / ਕੇਡਰ ਪਸੰਦ 1 * District Police Cadre	Cadre Preference 2 / ਕੇਡਰ ਪਸੰਦ 2 * Not Interested	
Police District Preference 1 / ਪੁਲਿਸ ਜ਼ਿਲ੍ਹਾ ਤਰਜੀਹ 1 * Amritsar Commissionerate	Police District Preference 2 / ਪੁਲਿਸ ਜ਼ਿਲ੍ਹਾ ਤਰਜੀਹ 2 * Amritsar Rural	Police District Preference 3 / ਪੁਲਿਸ ਜ਼ਿਲ੍ਹਾ ਤਰਜੀਹ 3 * Barnala
Police District Preference 4 / ਪੁਲਿਸ ਜ਼ਿਲ੍ਹਾ ਤਰਜੀਹ 4 * Batala	Police District Preference 5 / ਪੁਲਿਸ ਜ਼ਿਲ੍ਹਾ ਤਰਜੀਹ 5 * Bathinda	Police District Preference 6 / ਪੁਲਿਸ ਜ਼ਿਲ੍ਹਾ ਤਰਜੀਹ 6 * Faridkot
Police District Preference 7 / ਪੁਲਿਸ ਜ਼ਿਲ੍ਹਾ ਤਰਜੀਹ 7 * Fatehgarh Sahib	Police District Preference 8 / ਪੁਲਿਸ ਜ਼ਿਲ੍ਹਾ ਤਰਜੀਹ 8 * Fazilka	Police District Preference 9 / ਪੁਲਿਸ ਜ਼ਿਲ੍ਹਾ ਤਰਜੀਹ 9 * Firozpur
Police District Preference 10 / ਪੁਲਿਸ ਜ਼ਿਲ੍ਹਾ ਤਰਜੀਹ 10 Tarn Taran	Police District Preference 11 / ਪੁਲਿਸ ਜ਼ਿਲ੍ਹਾ ਤਰਜੀਹ 11 Sri Muksar Sahib	Police District Preference 12 / ਪੁਲਿਸ ਜ਼ਿਲ੍ਹਾ ਤਰਜੀਹ 12 Shahid Bhagat Singh Nagar
Police District Preference 13 / ਪੁਲਿਸ ਜ਼ਿਲ੍ਹਾ ਤਰਜੀਹ 13 Moga	Police District Preference 14 / ਪੁਲਿਸ ਜ਼ਿਲ੍ਹਾ ਤਰਜੀਹ 14 Jalandhar Commissionerate	Police District Preference 15 / ਪੁਲਿਸ ਜ਼ਿਲ੍ਹਾ ਤਰਜੀਹ 15 Ludhiana Rural

(Ref image 2.6)

- b. After filling of the qualifications details, candidate needs to click on 'SAVE & NEXT' button which will direct the candidate to the next page i.e. 'DOCUMENTS TO BE UPLOADED'.

iii) DOCUMENTS TO BE UPLOADED

- a. The candidate must upload all mentioned documents as requested and accept the declaration, 'I am voluntarily submitting the required documents for this recruitment process' (Ref. Image: -2.7)

PERSONAL DETAILS **QUALIFICATION DETAILS** **DOCUMENTS TO BE UPLOADED**

Documents Upload

Upload the scanned copy of your recent passport size photo / ਆਪਣੀ ਤਾਜ਼ਾ ਪਾਸਪੋਰਟ ਸਾਈਜ਼ ਫੋਟੋ ਦੀ ਸਕੈਨ ਕੀਤੀ ਕਾਪੀ ਨੂੰ ਅਪਲੋਡ ਕਰੋ: * [CLICK HERE TO UPLOAD](#) **Uploaded**

Note: Passport size photograph (4.5 cm length x 3.5 cm width) in colour photographs. / ਹੰਗਦਾਰ ਤਸਵੀਰ ਵਿਚ ਪਾਸਪੋਰਟ ਅਕਾਰ ਦੀ ਤਸਵੀਰ (4.5 ਸੈਂਟੀਮੀਟਰ ਲੰਬਾਈ x 3.5 ਸੈਮੀ. ਚੌੜਾਈ).

Upload the scanned copy of the signature / ਦਸਤਾਖਤ ਦੀ ਸਕੈਨ ਕੀਤੀ ਕਾਪੀ ਨੂੰ ਅਪਲੋਡ ਕਰੋ: * [CLICK HERE TO UPLOAD](#) **Uploaded**

Upload your scanned 10th Class Marksheet / ਆਪਣੀ ਸਕੈਨ ਕੀਤੀ 10 ਵੀਂ ਕਲਾਸ ਦੀ ਮਾਰਕਸ਼ੀਟ ਅਪਲੋਡ ਕਰੋ: * [CLICK HERE TO UPLOAD](#) **Uploaded**

Upload your ID Proof Documents 1 and 2 / ਆਪਣੇ ਆਈਡੀ ਪ੍ਰੂਫ ਦਸਤਾਵੇਜ਼ 1 ਅਤੇ 2 ਨੂੰ ਅਪਲੋਡ ਕਰੋ * [CLICK HERE TO UPLOAD](#) **Uploaded**

Upload your Punjabi Language Certificate / ਆਪਣੀ ਪੰਜਾਬੀ ਭਾਸ਼ਾ ਦਾ ਪ੍ਰਮਾਣ ਪੱਤਰ ਅਪਲੋਡ ਕਰੋ: * [CLICK HERE TO UPLOAD](#) **Uploaded**

Upload your Ex-Servicemen Certificate / ਆਪਣਾ ਸਾਬਕਾ ਸੇਨਿਕ ਸਰਟੀਫਿਕੇਟ ਅਪਲੋਡ ਕਰੋ: * [CLICK HERE TO UPLOAD](#) **Uploaded**

Upload your Wards of Police Personnel Certificate / ਆਪਣਾ ਪੁਲਿਸ ਕਰਮਚਾਰੀ ਦੇ ਵਾਰਡ ਦਾ ਸਰਟੀਫਿਕੇਟ ਅਪਲੋਡ ਕਰੋ: * [CLICK HERE TO UPLOAD](#) **Uploaded**

I am voluntarily submitting the required documents for this recruitment process / ਮੈਂ ਇਸ ਭਰਤੀ ਪ੍ਰਕਿਰਿਆ ਲਈ ਲੋੜੀਂਦੇ ਦਸਤਾਵੇਜ਼ ਸਵੈ-ਇੱਛਾ ਨਾਲ ਜਮ੍ਹਾਂ ਕਰ ਰਿਹਾ ਹਾਂ

(Ref. Image: - 2.7)

- b. In 'Upload your ID Proof Document' portal, candidate needs to upload scanned copy of **identity** proofs already mentioned in personal details (Ref. Image: -2.8)

Document / Image Upload

* ID PROOF DOCUMENT 1 ID PROOF DOCUMENT 2

Drag and Drop File Here/ Browse

Please upload your ID proof Document 1:min 100KB max 2 MB (Only JPEG,JPG and PDF formats).

[Click Here to Download](#) [Close](#)

(Ref. Image: - 2.8)

- b. Thereafter, the candidate needs to agree with declarations shown on screen by clicking on the checkboxes followed by final submission of the Application Form. (Ref. Image: - 2.9)

The screenshot shows a web interface for an application form. At the top, there are three tabs: 'PERSONAL DETAILS', 'QUALIFICATION DETAILS', and 'DOCUMENTS TO BE UPLOADED'. The 'DOCUMENTS TO BE UPLOADED' tab is active. Below the tabs, there is a list of six declarations, each with a checked checkbox. The text of the declarations is in English and Gurmukhi. At the bottom of the form, there are three buttons: 'BACK', 'PREVIEW / ਢਲਕ', and 'SUBMIT / ਜਮ੍ਹਾਂ ਕਰੋ'. The 'SUBMIT' button is circled in blue.

PERSONAL DETAILS **QUALIFICATION DETAILS** **DOCUMENTS TO BE UPLOADED**

- I undertake that I shall not cause any disruption in the Recruitment Process and shall refrain from indulging in any anti-social, unlawful activities during the entire recruitment process. If I am found indulging in any such activities at any time during the Recruitment Process, my Candidature may be cancelled and I shall be liable for any Departmental and/or Criminal Proceedings consequent upon such act/activity. / ਮੈਂ ਵਚਨ ਦਿੰਦਾ/ਦਿੰਦੀ ਹਾਂ ਕਿ ਮੈਂ ਭਰਤੀ ਪ੍ਰਕਿਰਿਆ ਵਿਚ ਕੋਈ ਵਿਘਨ ਪੈਦਾ ਨਹੀਂ ਕਰਾਂਗਾ/ਕਰਾਂਗੀ ਅਤੇ ਪੂਰੀ ਭਰਤੀ ਪ੍ਰਕਿਰਿਆ ਦੌਰਾਨ ਕਿਸੇ ਸਮਾਜ-ਵਿਰੋਧੀ, ਚੋਰਕਾਨੂੰਨੀ ਗਤੀਵਿਧੀਆਂ ਵਿਚ ਸ਼ਾਮਲ ਹੋਣ ਤੋਂ ਗੁਰੇਬ ਕਰਾਂਗਾ/ਕਰਾਂਗੀ। ਜੇਕਰ ਮੈਨੂੰ ਭਰਤੀ ਪ੍ਰਕਿਰਿਆ ਦੌਰਾਨ ਕਿਸੇ ਵੀ ਸਮੇਂ ਅਜਿਹੀਆਂ ਗਤੀਵਿਧੀਆਂ ਵਿਚ ਸ਼ਾਮਲ ਹੋਇਆ ਪਾਇਆ ਜਾਂਦਾ ਹੈ, ਮੇਰੀ ਉਮੀਦਵਾਰੀ ਰੱਦ ਹੋ ਸਕਦੀ ਹੈ ਅਤੇ ਮੈਂ ਅਜਿਹੀਆਂ ਕਾਰਵਾਈਆਂ / ਗਤੀਵਿਧੀਆਂ ਦੇ ਨਤੀਜੇ ਵਜੋਂ ਕਿਸੇ ਵੀ ਵਿਭਾਗੀ ਅਤੇ / ਜਾਂ ਅਪਰਾਧਿਕ ਕਾਰਵਾਈ ਲਈ ਜ਼ਿੰਮੇਵਾਰ ਹੋਵਾਂਗਾ/ਹੋਵਾਂਗੀ।
- I undertake that I shall not canvass for my Candidature/Selection in any form. / ਮੈਂ ਵਚਨ ਦਿੰਦਾ/ਦਿੰਦੀ ਹਾਂ ਕਿ ਮੈਂ ਕਿਸੇ ਵੀ ਰੂਪ ਵਿਚ ਆਪਣੀ ਉਮੀਦਵਾਰੀ / ਚੋਣ ਲਈ ਮੰਗ ਨਹੀਂ ਕਰਾਂਗਾ/ਕਰਾਂਗੀ।
- I declare that I fulfil all the conditions of eligibility regarding nationality, age limits, educational qualifications etc. as prescribed. / ਮੈਂ ਐਲਾਨ ਕਰਦਾ ਹਾਂ ਕਿ ਮੈਂ ਕੌਮੀਅਤ, ਉਮਰ ਸੀਮਾ, ਵਿਦਿਅਕ ਯੋਗਤਾਵਾਂ ਆਦਿ ਸੰਬੰਧੀ ਯੋਗਤਾ ਦੀਆਂ ਸਾਰੀਆਂ ਸ਼ਰਤਾਂ ਨੂੰ ਨਿਰਧਾਰਤ ਕੀਤੇ ਅਨੁਸਾਰ ਪੂਰਾ ਕਰਦਾ/ਕਰਦੀ ਹਾਂ।
- I declare that, if after the submission of this Application Form, any Criminal case(s) is/are registered against me or if I'm arrested/detained by Police in any Criminal Case, the complete details relevant to the same shall be communicated by me immediately, in writing, either personally or by registered post/email, to the Chairman, Central Recruitment Board, Punjab Police failing which it shall be deemed to be the willful concealment of factual information on your part. / ਮੈਂ ਘੋਸ਼ਣਾ ਕਰਦਾ/ਕਰਦੀ ਹਾਂ ਕਿ, ਜੇਕਰ ਇਸ ਐਪਲੀਕੇਸ਼ਨ ਫਾਰਮ ਨੂੰ ਜਮ੍ਹਾਂ ਕਰਨ ਤੋਂ ਬਾਅਦ, ਮੇਰੇ ਵਿਰੁੱਧ ਕੋਈ ਅਪਰਾਧਿਕ ਕੇਸ ਦਰਜ ਕੀਤਾ/ਕੀਤੇ ਜਾਂਦਾ/ਜਾਂਦੇ ਹੈ/ਹਨ ਜਾਂ ਜੇ ਮੈਨੂੰ ਕਿਸੇ ਅਪਰਾਧਿਕ ਕੇਸ ਵਿੱਚ ਪੁਲਿਸ ਦੁਆਰਾ ਗ੍ਰਿਫਤਾਰ ਕੀਤਾ / ਹਿਰਾਸਤ ਵਿੱਚ ਲਿਆ ਜਾਂਦਾ ਹੈ, ਤਾਂ ਮੇਰੇ ਵੱਲੋਂ ਉਸ ਨਾਲ ਸਬੰਧਤ ਪੂਰੀ ਜਾਣਕਾਰੀ ਜਾਂ ਤਾਂ ਨਿੱਜੀ ਤੌਰ ਤੇ ਜਾਂ ਰਜਿਸਟਰਡ ਡਾਕ / ਈਮੇਲ ਦੁਆਰਾ ਤੁਰੰਤ ਚੇਅਰਮੈਨ, ਕੇਂਦਰੀ ਭਰਤੀ ਬੋਰਡ, ਪੰਜਾਬ ਪੁਲਿਸ ਨੂੰ ਦਿੱਤੀ ਜਾਵੇਗੀ, ਇਸ ਵਿੱਚ ਅਸਫਲ ਰਹਿਣ ਤੇ, ਇਸ ਨੂੰ ਮੇਰੇ ਵੱਲੋਂ ਅਸਲ ਜਾਣਕਾਰੀ ਦੀ ਲੁਕੋਣਾ ਸਮਝਿਆ ਜਾਵੇਗਾ।
- I hereby giving my willingness to undergo substance abuse test for drug addiction at the District/Zonal Recruitment Center. / ਮੈਂ ਜ਼ਿਲਾ / ਜ਼ੋਨਲ ਭਰਤੀ ਕੇਂਦਰ ਵਿਖੇ ਨਸ਼ਾਖੋਰੀ ਲਈ ਨਸ਼ੀਲੇ ਪਦਾਰਥਾਂ ਦੀ ਦੁਰਵਰਤੋਂ ਲਈ ਟੈਸਟ ਕਰਵਾਉਣ ਲਈ ਆਪਣੀ ਸਹਿਮਤੀ ਦਿੰਦਾ/ਦਿੰਦੀ ਹਾਂ।
- I ANKUSH KUMAR hereby declare that the information furnished above is true, complete and correct to the best of my knowledge and belief. I understand that in the event of my information being found false or incorrect at any stage, my candidature /appointment shall be liable to cancellation / termination without notice or and liable for legal action. / ਮੈਂ ANKUSH KUMAR ਇਸ ਦੁਆਰਾ ਘੋਸ਼ਣਾ ਕਰਦਾ/ਕਰਦੀ ਹਾਂ ਕਿ ਉੱਪਰ ਦਿੱਤੀ ਗਈ ਜਾਣਕਾਰੀ ਮੇਰੇ ਉੱਤਮ ਗਿਆਨ ਅਤੇ ਵਿਸ਼ਵਾਸ ਅਨੁਸਾਰ ਸੱਚੀ, ਸੰਪੂਰਨ ਅਤੇ ਸਹੀ ਹੈ। ਮੈਂ ਸਮਝਦਾ / ਸਮਝਦੀ ਹਾਂ ਕਿ ਕਿਸੇ ਵੀ ਪੜਾਅ ਤੇ ਮੇਰੀ ਜਾਣਕਾਰੀ ਗਲਤ ਪਾਏ ਜਾਣ ਦੀ ਸਥਿਤੀ ਵਿਚ, ਮੇਰੀ ਉਮੀਦਵਾਰੀ ਜਾਂ ਨਿਯੁਕਤੀ ਬਿਨਾਂ ਕਿਸੇ ਨੋਟਿਸ ਦੇ ਰੱਦ ਕਰਨ ਜਾਂ ਖਤਮ ਕੀਤੀ ਜਾ ਸਕਦੀ ਹੈ ਅਤੇ/ਜਾਂ ਕਾਨੂੰਨੀ ਕਾਰਵਾਈ ਕੀਤੀ ਜਾ ਸਕਦੀ ਹੈ।
- I have not been debarred by any recruitment board or SSSB or PPSC or any other public service commission. / ਮੈਨੂੰ ਕਿਸੇ ਭਰਤੀ ਬੋਰਡ, SSSB, PPSC ਜਾਂ ਕਿਸੇ ਹੋਰ ਲੋਕ ਸੇਵਾ ਕਮਿਸ਼ਨ ਵੱਲੋਂ ਆਖੋਗ ਘੋਸ਼ਿਤ ਨਹੀਂ ਕੀਤਾ ਗਿਆ ਹੈ।

BACK **PREVIEW / ਢਲਕ** **SUBMIT / ਜਮ੍ਹਾਂ ਕਰੋ**

(Ref. Image: - 2.9)

- c. The candidate has three options 'BACK' 'PREVIEW' and 'SUBMIT' at the end of this page. Candidates may click on **BACK** button to go to the previous page to recheck his/her details or on **PREVIEW** button to review all the information filled by him/her in his form. After checking, if the candidate finds the information to be correct, the candidate should click on '**SUBMIT**' button.

3.Payment

- a. After clicking on SUBMIT button, the Candidate will be automatically lead to online payment page where he/ she has to make an online payment through – credit/debit card of any bank/online banking to submit the fee mentioned in the Application Form and finally submit the Application Form. (Ref Image: - 3.1)

Time left to complete transaction 14:43 mins

Billing Information

Amount
INR 1000.00

Order No
**400000042021071411
0814891**

Merchant
CENTRAL REC BOARD SI DIST
ARMED

Website
[https://qa-efmprd.tcsion.com/EFForms/
configuredHtml/31526/71519/Registr](https://qa-efmprd.tcsion.com/EFForms/configuredHtml/31526/71519/Registr)

NET BANKING

HDFC Bank

INR 1000.00
Payable Amount

CONFIRM PAYMENT

[Cancel](#)

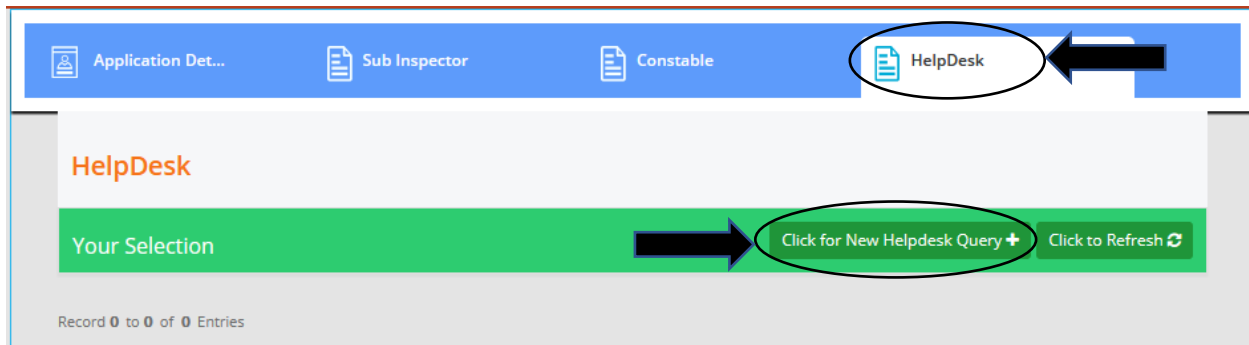
(Ref. Image: - 3.1)

- b. After the successful transaction, the payment acknowledgment slip (with unique application number, transaction ID, applicant name, category, exam fee and post applied for) will be generated and the candidate should download the same for any future communication regarding Application Form. **Now the process of filling of the Online Application Form stands completed.**

Help Desk

If the candidate is facing any problem while filling the online Application Form: -

1. Candidate can raise one or more queries by clicking on **'+ button'** on Helpdesk Portal (Ref. Image: - 4.1)
2. On Clicking **'+' button** in **'Your Selection'** tab, Query Form will open. (Ref Image: 4.1)



(Ref. Image: - 4.1)

3. Here candidate can select **'Problem Category'** & **'Problem Type'** and **'Submit'** Query (Ref. Image 4.2)

(Ref. Image: - 4.2)

4. Candidate needs to upload screenshot image of the problems faced at **'UPLOAD'** button (Ref. Image: - 4.2)
5. After uploading the screenshots candidates should click on **'SUBMIT'** button (Ref. Image: - 4.2)
6. If a candidate is facing more than one problem, he/she has to click on **'+' button'** again and select the different category of problem and go through the same steps as above.

7. After submission of queries, one or more ticket numbers will be allotted to candidate for future reference of his queries. (Ref. Image: - 4.3)

The screenshot displays a web interface for a Helpdesk system. It is divided into three main sections: User Details, Helpdesk Details, and Workflow Details.

User Details: A table showing personal information for the user ANKUSH KUMAR.

Registration Number	20013700	Name	ANKUSH KUMAR
Mobile Number	9912394424	Email ID	an72302@gmail.com

Helpdesk Details: A table showing the specifics of the submitted ticket.

Ticket Number / टिकट संख्या	233
Problem Category / समस्या श्रेणी	Examination Details Related
Problem Type / समस्या का प्रकार	Test city is far from my hometown. Whether I can change my test city ?
Problem Statement / समस्या का विवरण	city
Post Name / पोस्ट का नाम	Sub-inspector in District Police Armed Police Intelligence and Investigation Centre of Punjab Police 2021

Workflow Details: A table showing the history of actions taken on the ticket.

Name	Role	Date of Action	Remarks	Action
ANKUSH KUMAR	Applicant	28Jun2021 14:39:53	New Grievance Raised	SUBMIT

(Ref. Image: - 4.3)

Wish You All The Best